

NSFS – 2011 Conference Program

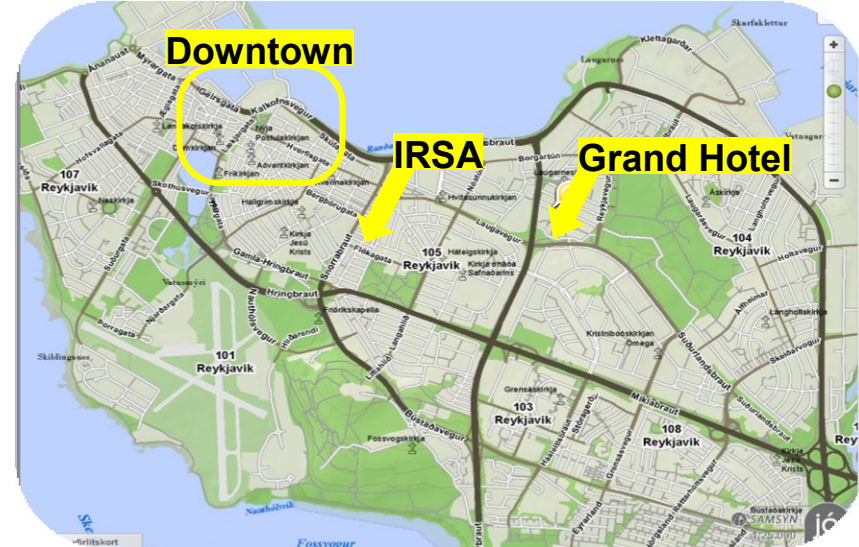
NSFS-2011 conference Reykjavík, Iceland

Dates	August 22nd-25th, 2011
Theme	Challenges and opportunities
Venue	Grand Hótel Reykjavík, Sigtúni 38, 105 Reykjavík
Registration and further information	Conference web page http://yourhost.is/NSFS-2011

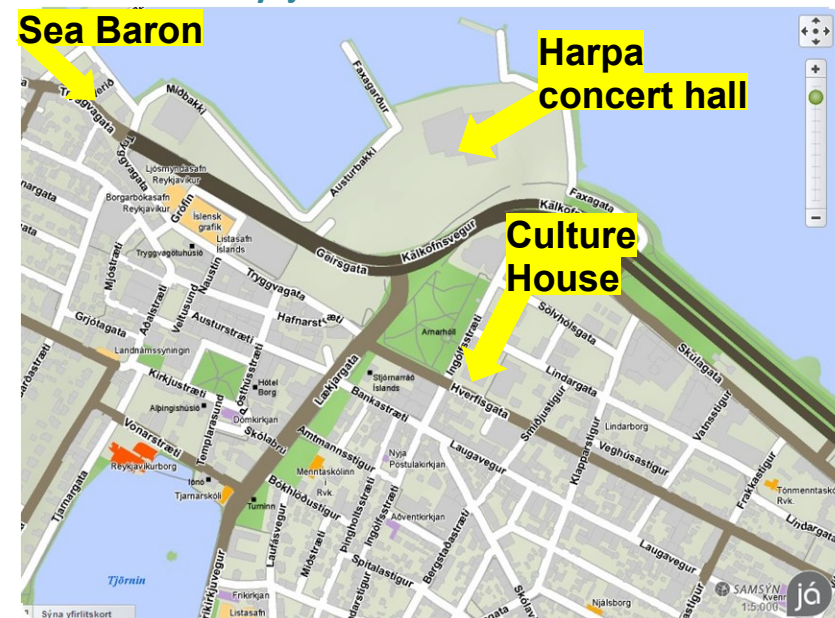
Social programme and other events

Saturday August 20 08:00-10:00	Reykjavík Marathon
Saturday August 20 (all day)	Reykjavík Culture Festival, a smorgasbord of music, art and culture offered all over the downtown area
Sunday August 21 16:00-18:00	Sign-in and pick up of conference materials at Grand Hotel
Sunday August 21 18:00-20:00	A Get-Together at the Culture House Hverfisgata 15, 101 Reykjavík
Monday August 22 18:30	Conference Dinner at Kolabrautin restaurant in the just-opened Harpa Concert Hall
Tuesday August 23 19:00	Young members' evening out at the Sea Baron: a rustic and popular seafood restaurant (Geirsgata 8, 101 Reykjavík)

Central Reykjavík



Reykjavík downtown area



Monday, August 22nd

Session 1: Opening and Bo Lindell Lecture

08:15-09:15 Chair: Ann-Louise Eksborg, Sweden

Conference opening

Sigurður M. Magnússon, president, NSFS

S1-01 **Bo Lindell Award and Lecture: Past, present, and future problems -are there any solutions?**

The lecture is given by the 2011 Bo Lindell Award recipient Jack Valentin (Sweden), former scientific secretary, ICRP

Session 2: Challenges in Radiation Protection

09:20-10:25 Chair: Jukka Laaksonen, Finland

S2-01 **International Commission on Radiological Protection: Challenges and opportunities in the next 20 years**

Christopher Clement, ICRP

S2-02

Challenges in radiation safety from an international perspective

Renate Czarwinski, IAEA

10:25-10:50 Coffee Break

Session 3: Challenges, continued

10:50-12:30 Chair: Ole Harbitz, Norway

S3-01 **The changing world of radiological protection: Challenges and opportunities from an NEA perspective**

Ted Lazo, NEA

S3-02 **EPA's role in U.S. radiation protection: past successes and Challenges Ahead**

Mike Boyd, Environmental Protection Agency, USA

S3-03 **Challenges and Opportunities for Radiation Protection -2011**

Kenneth R. Kase, IRPA

Lunch

12:30-13:45

Session 4: EU-BSS

13:45-14:50 Chair: Mette Øhlenschläger, Denmark

S4-01 **Draft Revised EU BSS: Part I, Existing and Emergency Exposure Situations**

Augustin Janssens, EU

S4-02 **Draft Revised EU BSS: Part II, Planned Exposure Situations**

Kaare Ulbak, SIS, Denmark

14:50-15:20 Coffee Break

Session 5: Nordic Nuclear Safety Research (NKS)

15:20-17:05 Chair: Sigurður M. Magnússon, Iceland

S5-01 **Overview of the NKS-R programme and summary of ongoing activities**

Karoliina Ekström, Fortum Power and Heat, Finland

S5-02 **An overview of the NKS-B Programme 2008-2011**

Justin Gwynn, NRPA, Norway

S5-03 **International Gamma Spectrometric Assessment Exercises Using Simulated Spectra**

Mark Dowdall, NRPA, Norway

S5-04 **Evaluation of the Radiological Emergency Field Operative Exercise, RE-FOX, taking place in Sweden 2012 with Nordic countries invited -Suggestion for a NKS-project.**

Robert Finck, SSM, Sweden

S5-05 **Radioecology and Radiation Emergency Preparedness in Iceland for 25 years -A Tribute to NKS**

Sigurður E. Pálsson, IRSA, Iceland

Conference dinner At Kolabrautin restaurant in Harpa Concert Hall

18:30

Tuesday, August 23rd – morning

Session 6: Medical 1

08:15-10:10 Chair: Hannu Jarvinen, Finland

- S6-01** European population dose from radiodiagnostic procedures -early results of Dose Datamed 2
Ritva Bly, STUK, Finland
- S6-02** Trends in examination frequency and population doses in Norway, 2002 - 2008.
Hilde M. Olerud, NRPA, Norway
- S6-03** Frequency of medical x-ray examinations and Patient and Population Doses in Iceland in 2008
Guðlaugur Einarsson, IRSA, Iceland
- S6-04** Optimisation in diagnostic radiology -how EMAN can contribute to improvements
Anja Almén, SSM, Sweden
- S6-05** Administrative Inspection of Danish X-ray Clinics
Annika Bjerkborn, SIS, Denmark
- S6-06** Patient organ radiation doses during treatment for aneurismal subarachnoid haemorrhage
Michael Sandborg, Linköping University, Sweden
- S6-07** Radiation dose in cardiac CT measured with TLDs and compared with DLP
Heiðbjört Í. Friðriksdóttir, Akureyri Hospital, Iceland

Posters

- S6-P1** Staff Doses in Interventional Cardiology
Hanne Waltenburg, SIS, Denmark
- S6-P2** Changes in collective dose a result of underlying variations in frequency and dose.
Anders Frank, SSM, Sweden
- S6-P3** Thermoluminescence dosimetry used as a postal quality audit in intraoral radiology
Anna Kelaranta, STUK, Finland
- S6-P4** What about veterinarians' use of x-ray equipment? -Results from a nation-wide survey on the use of diagnostic x-ray among veterinarians in Norway
Marie Solberg, NRPA, Norway
- S6-P5** Creating New Guidelines for CT Reference Dosimetry
Britta Højgård, SIS, Denmark

- S6-P6** Occupational dose of technical staff at radiotherapy simulation PET/CT studies
Francisco H. Cutanda, Hospital Gregorio Marañón, Spain

- S6-P7** Advice to refrain from non-medical ultrasound examinations of the foetus
Catarina Danestig Sjögren, SSM, Sweden

- S6-P8** DAP in Panoramic and Cephalometric examinations in Iceland
Daníel Y. Shimmyo, IRSA, Iceland

10:10-10:40 Coffee Break: Viewing of posters

Session 7: Medical 2

10:40-12:30 Chair: Hilde M. Olerud, Norway

- S7-01** Guidance on internal audits and self-assessments: support to external clinical audits.
Hannu Järvinen, STUK, Finland
- S7-02** Dose Measurements on Dental Tomographs and CBCTs
Peter K. Frederiksen, SIS, Denmark
- S7-03** Nordic survey on national management and requirements for use of dental Cone Beam CT
Eva G. Friberg, NRPA, Norway
- S7-04** External effects of an out-patient PetCT facility
Francisco H. Cutanda, Hospital Gregorio Marañón, Spain
- S7-05** Radiation doses 2001-2010 to staff working in a large PET and PET/CT department
Søren Holm, Rigshospitalet, Copenhagen, Denmark
- S7-06** Implementation of Radiation Measurement Criteria and Limits for Guidelines for Small Radioactive Spills at Landspítali University Hospital
Valdís Guðmundsdóttir, Landspítali University Hospital, Iceland
- S7-07** Interactive Web Services for Optimizing Nuclear Medicine
Carl Bladh-Johansson, SSM, Sweden

12:30-13:45 Lunch

Tuesday, August 23rd – afternoon

13:45-15:35 Session 8: Emergency Preparedness 1 Chair: Sven P. Nielsen, Denmark

- S8-01** **Action levels and guidelines for Swedish Armed Forces operations in radioactively contaminated environments**
Jonas Bosen, FOI, Sweden
- S8-02** **Officer on Duty at the Swedish Radiation Safety Authority**
Karin Fritioff, SSM, Sweden
- S8-03** **Use of deliberative stakeholder involvement in preparation of radiological emergency operating procedures at a steel mill**
Markku Koskelainen, STUK, Finland
- S8-04** **RadiaCopter -UAS Gamma Spectrometry for Detection and Identification of Radioactive Sources**
Magnus Gårdestig, Linköping University, Sweden
- S8-05** **A real-time statistical alarm method for mobile gamma spectrometry: combining binomial counting with a goodness-of-fit**
Peder Kock, Lund University, Sweden
- S8-06** **NKS NordRisk II: Atlas of long-range atmospheric dispersion model calculations**
Jens Havskov Sørensen, DMI, Danmark

Posters

- S8-P1** **RadiaDroid -Simulated Radiation Detection in Smartphones**
Magnus Gårdestig, Linköping University, Sweden
- S8-P2** **Challenges in the case of an incident during transport of spent nuclear fuel along the Norwegian coast**
Karl Eliassen, NRPA, Norway
- S8-P3** **The European platform on preparedness for nuclear and radiological emergency response and recovery (NERIS Platform)**
Raimo Mustonen, STUK, Finland
- S8-P4** **Georeferenced data sharing during radiological accidents**
Tuomas Peltonen, STUK, Finland
- S8-P5** **Alpha- and beta contamination of surfaces. Which levels of contamination are possible to detect with manual search?**
Angelica Hedman, FOI, Sweden
- S8-P6** **Source preparation of Actinides and Polonium using coins**
Elis Holm, NRPA, Norway
- S8-P7** **Using the LaBr3:Ce scintillation detector for mobile γ -spectrometry**
Jonas Nilson, Lund University, Sweden
- S8-P8** **A comparison between multiple car-borne gamma-ray measurements performed during two separate missions at the same route**
Kenneth Lidström, FOI, Sweden

15:35-16:15 Coffee Break: viewing of posters

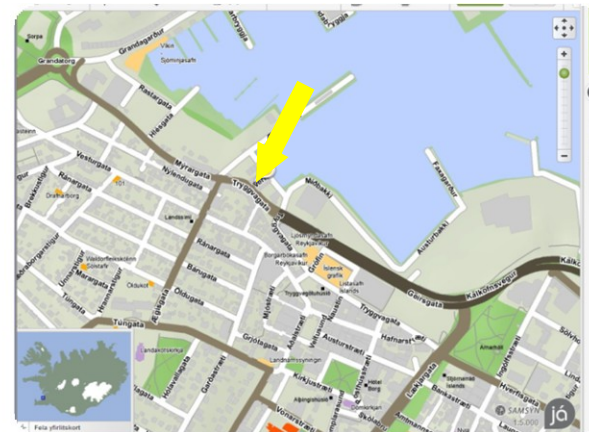
16:15-18:05 Session 9: Emergency Preparedness 2 Chair: Kasper Andersson, Denmark

- S9-01** **Outlines of a content management system for emergency preparedness and response**
Michael Ammann, STUK, Finland
- S9-02** **The Danish CBRN Institute -joint civil-military terror preparedness**
Carsten Israelson, CBRN, Denmark
- S9-03** **Local-national forum for emergency and recovery strategies**
Inger M. Eikermann, NRPA, Norway
- S9-04** **Swedish Armed Forces deployable R/N-laboratory**
Michael Granström, Armed Forces, Sweden
- S9-05** **Dimensioning of Norwegian nuclear and radiological emergency preparedness and crisis management**
Øyvind G. Selnæs, NRPA, Norway
- S9-06** **SecurEau -Security and decontamination of drinking water distribution systems following a deliberate contamination**
Tuukka Turtiainen, STUK, Finland
- S9-07** **Aspects of dispersion of airborne radioactivity in a city centre**
Erik Johansson, FOI, Sweden

Young members' evening out!

Meet at Sea Baron seafood restaurant, everyone welcome. Bring your own beverage.

19:00



Wednesday, August 24th – morning

08:15-10:00 Session 10: Dosimetry and Industrial Radiation Protection Chair: Tor Wöhni, Norway

- S10-01** **UV radiation induced processes in AlN and its potential application for solid state dosimetry**
Laima Trinkler, University of Latvia
- S10-02** **Dose assessment after an historic intake of uranium**
Tore Ramsøy, IFE, Norway
- S10-03** **OSL on tooth enamel -a Potential Emergency Radiation Dose Assessment Tool**
Terese Geber, Lund University, Sweden
- S10-04** **Uranium in urine and hair of occupationally unexposed Finnish people**
Maarit Muikku, STUK, Finland
- S10-05** **Licensing of complex facilities other than nuclear power plants**
Carl-Göran Stålnacke, SSM, Sweden
- S10-06** **Radiation Safety Assessment of industry licensees**
Camilla Bysell, SSM, Sweden
- S10-07** **Radiation accident at a Swedish mining company**
Peter Frisk, SSM, Sweden

Posters

- S10-P1** **Gafchromic film as a fast visual indicator of radiation exposure of first responders at a radiological or nuclear accident**
Ünal Ören, Lund University, Sweden
- S10-P2** **Whole-body counters for measurement of internal contamination in Finland**
Jussi Huikar, STUK, Finland
- S10-P3** **Uptake and retention of per os administered cobalt in human subjects**
Ylva Ranebo, Lund University, Sweden
- S10-P4** **A study on PTW 10000, 1000 and 28 cc spherical ionization chambers**
Silvia Vargas Castrillón, CIEMAT, Spain

10:00-10:30 Coffee Break: Viewing of posters

10:30-12:15 Session 11: Concepts and Policy Chair: Wendla Paile, Finland

- S11-01** **New perspectives for radiation protection concepts in the frame of sustainability**
Gilbert Eggermont, VUB University, Belgium
- S11-02** **Is guidance in ICRP publications consistent on the application of reference levels?**
Per Hedeman-Jensen, Danish Decommissioning, Denmark
- S11-03** **Teaching laymen an in depth understanding of ionising radiation**
Christer Samuelsson, Lund University, Sweden
- S11-04** **Current problems of quantities in radiation protection and their possible solutions**
Jozef Sabol, Czech Technical University, Czech Republic
- S11-05** **How the use of the concept "Dose Constraint" may help to lower annual individual doses**
Virva Nilsson, Forsmark Kraftgupp AB, Sweden
- S11-06** **Radiation Safety Assessment of licensees using with Open Sources**
Helene Jönsson, SSM, Sweden

Posters

- S11-P1** **Ethical guidance, stakeholder involvement and radiation protection culture in the Belgian Society for Radiation Protection**
Gilbert Eggemont, Belgian Society for Radiation Protection
- S11-P2** **CEEPRA - Collaboration Network on EuroArctic Environmental Radiation Protection and Research**
Maarit Risto, STUK, Finland

12:15-13:30 Lunch: Viewing of posters

Wednesday, August 24th – afternoon

Session 12: Natural Radioactivity and Radioecology

13:30-15:45 Chair: Klas Rosén, Sweden

- S12-O1** **NORM and other radioactive sources found in scrap metal yards in Sweden**
Ann-Louis Söderman, SSM, Sweden
- S12-O2** **Developing an Survey of the impact of enhanced natural radioactivity on human and natural environment**
Rajdeep Sidhu, IFE, Norway
- S12-O3** **Radon in Finnish mines 1972-2010**
Siiri-Maria Aallos-Ståhl, STUK, Finland
- S12-O4** **Radon prevention in new construction in Finland**
Hannu Arvela, STUK, Finland
- S12-O5** **Effectiveness of anti-radon measures in Norwegian homes, seven years after mitigation**
Ingvild E. Finne, NRPA, Norway
- S12-O6** **Radon control in European countries -a RADPAR questionnaire study**
Olli Holmgren, STUK Finland
- S12-O7** **Comparison of two ²²²Rn exhalation rate measurement methods by study of Hungarian adobe building materials**
Zsuzsanna Szabó, Eötvös Univeristy, Hungary
- S12-O8** **Nordic re-parameterisation of the ECOSYS ingestion model**
Kasper Andersson, Risø, Denmark

Posters

- S12-P1** **Assessment of the clearance options for NORM-waste**
Merle Lust, University of Tartu, Estonia
- S12-P2** **Radon measurements in Finnish workplaces during measurement seasons 2005-2010**
Heikki Reisbacka, STUK, Finland
- S12-P3** **Radiocesium in moose in Finland**
Eila Kostiainen, STUK, Finland
- S12-P4** **Assessment of doses to biota in the Baltic Sea**
Iisa Outola, STUK, Finland
- S12-P5** **External radiation doses to important organs in biota: Monte Carlo dose model calculations**
Mattias Karlsson, Linköping University, Sweden
- S12-P6** **STAR-Strategic Network for Intergrating Radioecology**
Maarit Muikku, STUK, Finland

- S12-P7** **Migration and plant uptake of ¹³⁷Cs in six pasture soils after the Chernobyl accident 1987-2007**

Klas Rosén, SLU, Sweden

- S12-P8** **Radiocaesium in fungi in Pasvik, Norway**

Johannes Nilssen, NRPA, Norway

- S12-P9** **The Swedish Radiation Safety Authority's regulations on exemption and clearance of NORM waste**

Ann-Louis Söderman, SSM, Sweden

15:45-16:30 **Coffee Break: Viewing of posters**

16:30

2011 General Meeting of the NSFS

Thursday, August 25th

08:15-10:10 Session 13: Nuclear industry and technology Chair: Carl Göran Lindvall, Sweden

- S13-01** **Developing an Information Barrier for verification in nuclear disarmament processes**
Tore Ramsøy, IFE, Norway
- S13-02** **UK-Norway Initiative: Research into Managed Access of Inspectors During Warhead Dismantlement Verification**
Steinar Backe, IFE, Norway
- S13-03** **Iodine and cesium release fractions in a Loss-of-Coolant Accident**
Knut K.R. Eitrheim, IFE, Norway
- S13-04** **A review of a 14C model for dose assessment of releases from normal operation of nuclear facilities**
Charlotte Lager, SSM, Sweden
- S13-05** **Clearance measurements of embedded pipes**
Thommy I. Larsen, Danish Decommissioning, Denmark
- S13-06** **Industrial Radiography at Nuclear Power Plants**
Birgitta Ekström, SSM, Sweden
- S13-07** **A Nordic approach to impact assessment of accidents with marine reactors**
Ole Reistad, IFE, Norway
- Poster**
- S13-P1** **Preparing a WANO Peer Review within Radiological Protection at Forsmark NPP**
Virva Nilsson, Forsmarks Kraftgrupp AB, Sweden

10:10-10:35 Coffee Break: Viewing of poster

10:35-11:40 Session 14: Nuclear industry and policy Chair: Raimo Mustonen, Finland

- S14-01** **Regulatory Approach to Radiation Protection in New NPPs**
Veli Riihiluoma, STUK, Finland
- S14-02** **Establishing one set of scaling factors from a series of measured activity concentrations**
Jens Sjøgaard-Hansen, Danish Decommissioning, Denmark
- S14-03** **Reducing the discharges from Studsvik to the Baltic Sea**
Ann-Christin Haegg, SSM, Sweden
- S14-04** **Qualified Experts for Radioactive Waste Management -the UK approach**
Chris Englefield, Environment Agency, UK

11:40-12:05 Closing Session Chair: Sigurður M. Magnússon, Iceland

- Young Scientist's Award
- Transfer of Chairmanship to Denmark
- Closing remarks

End of Conference no later than 12:05